

PRODUCT CATALOGUE

HIGH DENSITY POLYETHYLENE

TIPELIN



CERTIFICATES

MOL PETROCHEMICALS



SLOVNAFT



Published in July, 2020

WHY TO CHOOSE MOL GROUP?

MOL Group is an oil, gas and petrochemicals company. Its petrochemical assets are INTEGRATED backwards to crude oil, providing RELIABILITY of supply. We can highly lean on the refinery integration benefits: the secured feedstock supply, the robust financial background and strong position in the regional markets, together with the HIGH QUALITY products provided by STATE OF THE ART TECHNOLOGIES.

We aim to become the FIRST CHOICE of our partners in our core region using the advantage of our location and competitive portfolio of high quality polyolefin products. We offer TAILOR MADE SOLUTIONS for our partners helping to build a SUCCESSFUL RELATIONSHIP.

We pay attention to OPERATIONAL EXCELLENCE, maintain our assets regularly in order to ensure reliable operation, considering safety as key value. Optimising operation with refining, the Division runs its production plants on 2 production sites in Tiszaújváros and Bratislava.

We would like to exceed our customers' expectations in SERVICE EXCELLENCE throughout Europe. Supporting the fulfilment of this aim we operate several sales offices throughout Europe: in Hungary, Slovakia, Austria, Germany, Italy, Poland, Romania, Croatia and Ukraine.



TIPELIN is the registered trade mark for medium and high density polyethylene grades manufactured by MOL Petrochemicals Co. Ltd. MOL Petrochemicals' unimodal medium and high density TIPELIN grades (MDPE and HDPE) are produced by continuous suspension polymerization using low pressure catalytic process under licence of Phillips Petroleum Co. The density range of co-polymers produced with hexene-1 co-monomer grades is 0.934–0.961 g/cm³. The bimodal high density TIPELIN types are produced by CX Process under licence of Mitsui. This slurry phase polymerization employing a super-high-activity catalyst and a two-reactor system. The density range of co-polymer grades produced with butene-1 co-monomer is 0.948–0.959 g/cm³.

POLYETHYLENE CHARACTERISTICS

MOLECULAR AND CRYSTAL STRUCTURE, DENSITY

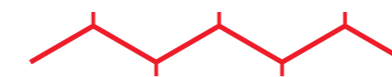
Polyethylene macromolecules and their co-polymers build chains consisting of thousands of -CH₂- units. Depending upon polymerisation, this chain develops different branches | FIG. 1 |.

Owing to its molecular structure with branches of chain length, LDPE is referred to as branched polyethylene. In contrast with this, medium and high density grades have only short branches on their chains and are referred to as linear polyethylene. LDPE has long chain branches, which themselves are branched as well. These products are manufactured in a high pressure process (>1000 bar). Linear polyethylene is produced in a low pressure process (by Phillips grades about 40 bar and by Mitsui grades about 10 bar). Hexene-1 (Phillips grades) and butene-1 (Mitsui grades) comonomer built in the chain of these polyethylene grades produces side chains.

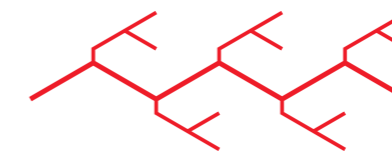
| FIG. 1 | THE SCHEMATIC DIAGRAMS DEMONSTRATE THE STRUCTURE AND NUMBER OF BRANCHES OF VARIOUS POLYETHYLENE GRADES.



HDPE
Density: 0.94–0.97 g/cm³
Melting point (DTA): 123–128 °C



MDPE
Density: 0.93–0.94 g/cm³
Melting point (DTA): 117–123 °C

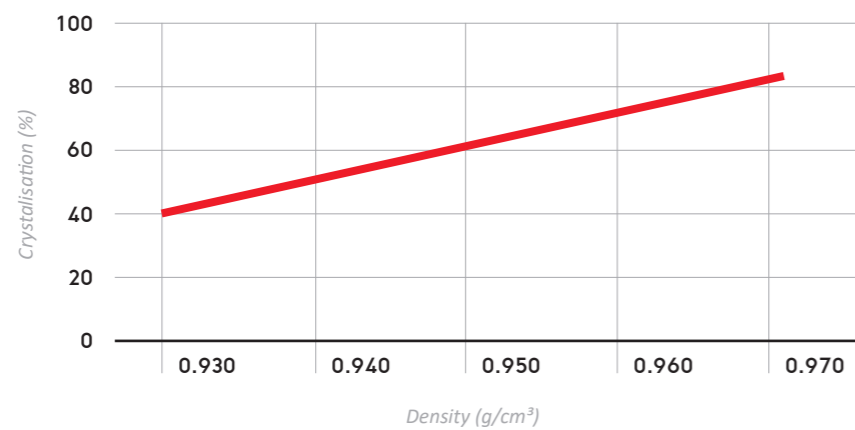


LDPE
Density: 0.91–0.925 g/cm³
Melting point (DTA): 105–115 °C

The number of side chains is proportional to the amount of co-monomer built in the chain. As a result of the built-in co-monomer, the density and the degree of crystallinity will decrease. Polyethylene density (0.910–0.970 g/cm³) and molecular weight depend on polymerisation circumstances to some extent. Melt flow rate and density are characteristic indicatives of the polyethylene grade. Higher density is associated with a higher crystallisation and a lower number of branches.

Polyethylene is a partially crystalline polymer. The relationship between crystallisation ratio and density of HDPE is shown in | FIG. 2 |. The proportion of crystalline matter or the density decides the polyethylene's melting characteristic. The melting point rises with the increase in crystallinity and density. The melting point varies between the melting point of LDPE (ca. 110 °C) and that of HDPE (ca. 128 °C).

| FIG. 2 | DEGREE OF CRYSTALLINITY AS A FUNCTION OF DENSITY



MOLECULAR WEIGHT, MELT FLOW RATE, MELT VISCOSITY AND FLOW CHARACTERISTICS

Chain length, or the average molecular weight is one of the important characteristics indicative of the degree of linkage. Changes in the molecular weight will definitely change melt viscosity, highly effecting on the processing properties. A high molecular weight polymer has a high melt viscosity. To measure flow properties, a parameter melt flow rate is used according to ISO 1133. High melt flow rate means easy flowing and low molecular weight. Melt flow rate is defined by a one point method, a test that can be performed quite easily under laboratory circumstances. It is important, however, that the molecular weights, melt flow rates and flow characteristics of identical polyethylene grades manufactured in different processes may differ even though they have the same melt flow rate.

MOLECULAR WEIGHT DISTRIBUTION

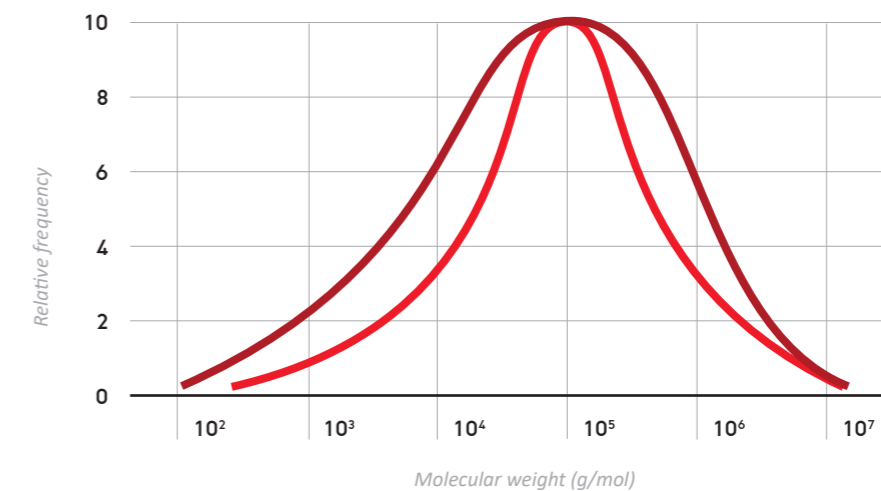
Polyethylene consists of molecules of different chain lengths, giving different molecular weights. This is clearly shown by the diagram demonstrating the frequencies of various molecular weight | FIG. 3 |. Molecular weight distribution influences both processing and end product properties. For example, a narrow molecular weight distribution is needed for the injection moulding of resins if the moulded parts are to be free from all distortion and internal stresses which might compromise their environmental stress cracking resistance (ESCR).

At the same time, a high molecular weight polyethylene with a wider molecular weight distribution is more suitable for blowing processes to manufacture pipes and films. It should be remembered, however, that the low and medium molecular weight fractions account for easy processing. The high molecular weight fraction gives good mechanical properties (impact strength, creep and warp resistance and ESCR).

The narrower the molecular weight distribution

- ▶ The lower the internal stresses
- ▶ The higher the stretchability

| FIG. 3 | ■ NARROW MOLECULAR WEIGHT DISTRIBUTION
■ BROAD MOLECULAR WEIGHT DISTRIBUTION



The most important property of HDPE is its mechanical strength with easy processing capability, and this can be realized through bimodal high molecular weight HDPE. The low molecular weight component provides good processability, while the high molecular weight component gives excellent mechanical strength.

FIG. 4 | MOLECULAR WEIGHT DISTRIBUTION OF BIMODAL TYPE



OTHER PROPERTIES

SHRINKAGE

The shrinkage of finished products manufactured from HDPE takes place in the crystallization phase. The extent of crystallisation depends on the processing parameters (temperature, pressure, throughput, thickness, cooling speed, etc.), but molecular structure (molecular weight and weight distribution) is a further factor having an effect on crystallisation. Shrinkage accounts 3–4% in pipe diameters. Shrinkage can be max. 5% in fittings made from pipe grades. Shrinkage can be exactly determined only after 24 hours following injection moulding, because after crystallisation and the compensation of the generated internal stresses will result in further dimensional changes in the finished products. The extent of after shrinkage is time and temperature dependent. After shrinkage time, when shrinkage can reach 1% max., can be reduced by increased storage temperatures.

WEATHER RESISTANCE

HDPE grades have a good resistance to light in the visible spectrum. However, when stored in the open air, they can get damaged by the combined effects of atmospheric oxygen and UV radiation. As a result, their durability and tensile strength lessen, and they may discolour. The useful life of polyethylene can be increased by two or four times with a UV stabiliser added to the blend. The great number of available UV stabilisers allows manufacturers to select the right grade to make a product most suitable for the weather conditions, end product and the environment of application. Special carbon blacks, the best UV stabilisers so far, can extend the useful lives of the products by 10–15 times when added in amounts of 2–3%. Pigments also can improve UV resistance, although, these additives may cause some undesirable side effects, as well.

APPLICATION

The wide range of grades and the careful selection of characteristics of the individual grades allow various applications including:

Blown film grades

for heavy duty bags, industrial bags, shopping bags, garbage bags and packaging films for medicines and foods

Blow moulding grades

to manufacture household plastic products, bottles and cans for foods including oils, soft drink extracts, dairy products and large capacity barrels for household or industrial chemicals, corrugated pipes

Pipe grades

corrugated and protective pipes

Sheet extrusion grades

for sheets and thermoformed sheets

Injection moulding grades

houseware and industrial packaging, consumer goods

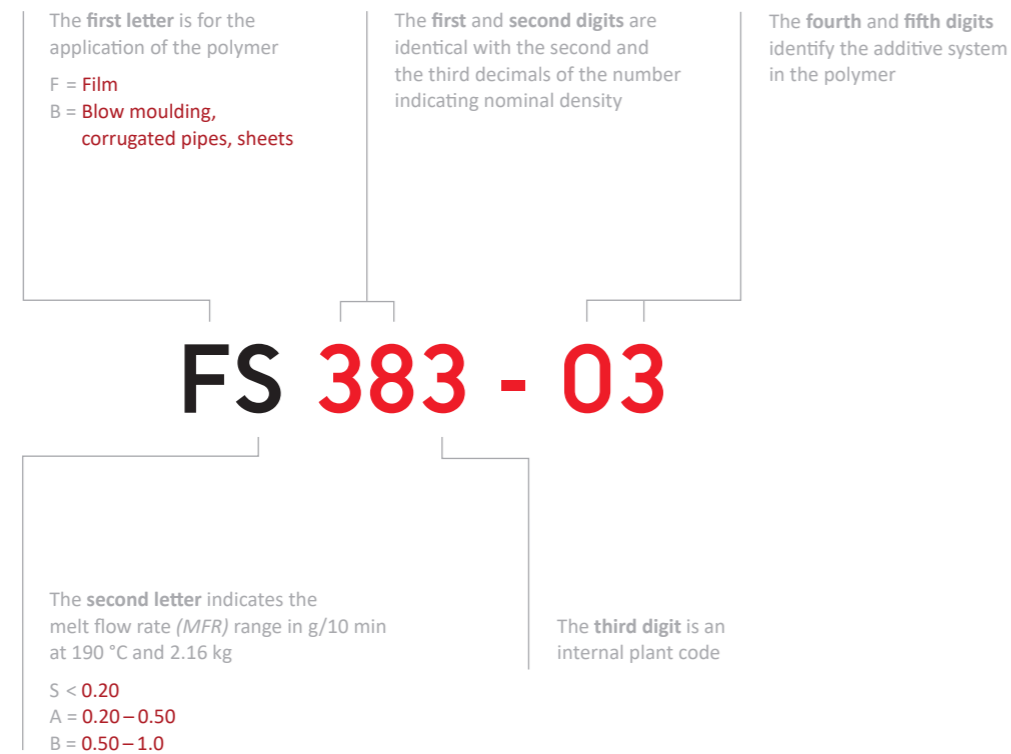
Split film yarn

agricultural packaging (raschel bag, round bale net)

CODING SYSTEM

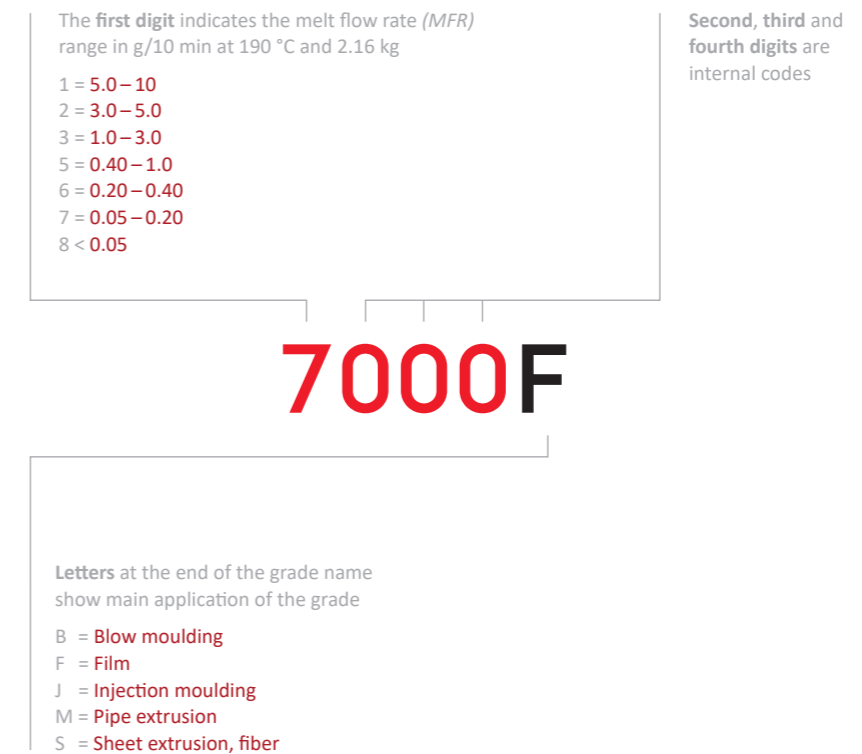
GRADES PRODUCED BY PHILLIPS TECHNOLOGY:

TIPELIN MEDIUM AND HIGH DENSITY POLYETHYLENE GRADES (*MDPE AND HDPE*) ARE IDENTIFIED BY A CODE SYSTEM CONSISTING OF TWO LETTERS AND FIVE DIGITS.



GRADES PRODUCED BY MITSUI TECHNOLOGY:

TIPELIN HIGH DENSITY POLYETHYLENE GRADES ARE IDENTIFIED BY A CODE SYSTEM CONSISTING OF FOUR DIGITS AND ONE LETTER.



BLOW MOULDING, PIPE AND SHEET GRADES

TYPICAL PROPERTIES, CANNOT BE CONSIDERED AS SPECIFICATION

Grade/ Parameter	Melt Mass – Flow Rate (MFR) 190 °C/2.16 kg	Density 23 °C ⁴	Tensile Strength at Yield ⁴	Tensile Strain at Yield ⁴	Tensile Strength at Break ⁴	Tensile Strain at Break ⁴	Flexural Modulus ⁴	Notched Izod Impact ⁴	Vicat Softening Tempera- ture ⁴	Shore D Hardness ⁴	ESCR F50 B method	OIT 200 °C	Application	
Units	g/10 min	kg/m ³	MPa	%	MPa	%	MPa	kJ/m ²	°C	–	h	min	–	
Test method	ISO 1133-1	ISO 1183-2	ISO 527-3	ISO 527-3	ISO 527-3	ISO 527-3	ISO 178	ISO 180/A	ISO 306/A 120	ISO 868	ASTM D 1693	EN 728	–	
UNIMODAL	TIPELIN BS 501-17	0.18 ¹ 0.94 ² 22 ³	950	27	12	28	1100	1350	14	129	64	100 ⁷	8	Bottles and cans of max. 10 litre capacity for aggressive, household chemicals and detergents, corrugated pipes
	TIPELIN BS 520-14	0.10 ¹ 0.45 ² 10 ³	952	28	11	30	1350	1400	24	130	65	260 ⁷	40	Balloons and drums up to 220 l for aggressive industrial chemicals, thermoforming
	TIPELIN BA 550-13	0.35 ¹ 1.5 ² 28 ³	954	29	11	–	1180	1500	14	127	65	40 ⁷	8	Bottles and cans of max. 30 litre capacity for non-aggressive household chemicals, cosmetics and oils, corrugated pipes
	TIPELIN BB 620-17	0.65 ¹ 2.9 ² 50 ³	962	33	10	–	900	1700	14	131	68	18 ⁷	6	Small bottles, corrugated pipes
BIMODAL	TIPELIN 6000B	0.30 ¹ 1.3 ² 30 ³	958	31	10	31	1200	1650	9	129	65	200 ⁸	39	Thin walled bottles of max. 5 litre capacity for consumer goods (cosmetics, daily care), corrugated pipes
	TIPELIN 6010B	0.30 ¹ 1.3 ² 30 ³	958	33	10	33	1190	1650	9	126	66	160 ⁸	90	Thin walled bottles of max. 5 litre capacity with long colour stability, consumer goods (cosmetics, daily care)
	TIPELIN 6300B	0.30 ¹ 1.3 ² 30 ³	954	30	11	30	1100	1500	9	128	64	550 ⁸	30	Bottles and containers of max. 10 litre capacity for detergents and household chemicals, corrugated pipes
	TIPELIN 6301B	0.30 ¹ 1.3 ² 30 ³	954	29	11	29	1010	1390	8	128	65	400 ⁸	105	Bottles and containers up to 10 litre capacity for detergents and household chemicals, corrugated pipes
	TIPELIN 7300B	0.10 ¹ 0.40 ² 11 ³	954	30	11	30	1100	1500	16	129	65	> 800 ⁸	50	Jerry can for aggressive industrial chemicals, sheet extrusion
PIPE AND SHEET GRADES	TIPELIN 7700M	0.06 ¹ 0.26 ² 8.0 ³	948	24	14	31	1550	1100	22	127	63	> 10 000 ⁸	> 100	Non-pressure pipes and sheet manufacturing
	TIPELIN 7100S	0.12 ¹ 0.50 ² 13 ³	949	27	12	28	1500	1100	15	126	63	> 10 000 ⁸	118	Extrusion of sheets of industrial parts and for non-pressure pipe extrusion
	TIPELIN 7111S	0.12 ¹ 0.50 ² 13 ³	949	25	11	30	1490	1250	16	127	63	> 10 000 ⁸	> 120	Non-pressure pipes and sheet manufacturing

NOTES

¹ MFR at 190 °C and 2.16 kg

² MFR at 190 °C and 5 kg

³ MFR at 190 °C and 21.6 kg

⁴ Values have been measured on standard pressed specimens (ISO 293) conditioned at room temperature (ISO 291)

⁵ The thickness of the film: 0.025 mm for the mechanical measurement (MD/TD: MD = machine direction, TD = trans direction)

⁶ The thickness of the film: 0.015 mm for the mechanical measurement (MD/TD: MD = machine direction, TD = trans direction)

⁷ Values have been measured in 100% Igepal CO-630 on standard pressed specimens (ISO 293) conditioned at room temperature (ISO 291)

⁸ Values have been measured in 10% Igepal CO-630 on standard pressed specimens (ISO 293) conditioned at room temperature (ISO 291)

For the actual values and product portfolio please check
www.molgroupchemicals.com

INJECTION MOULDING, FIBER AND FILM GRADES

TYPICAL PROPERTIES, CANNOT BE CONSIDERED AS SPECIFICATION

Grade/ Parameter	Melt Mass – Flow Rate (MFR) 190 °C/2.16 kg	Density 23 °C ⁴	Tensile Strength at Yield	Tensile Strain at Yield	Tensile Strength at Break	Tensile Strain at Break	Elmendorf Tear Resistance	Dart Drop (F50)	Flexural Modulus ⁴	Notched Izod Impact	Spencer Impact Strength	Vicat Softening Tempera- ture ⁴	Shore D Hard- ness ⁴	ESCR F50 B method	OIT 200 °C	Recom- mended film thickness	Application		
Unit	g/10 min	kg/m ³	MPa	%	MPa	%	cN	g	MPa	kJ/m ²	MPa	°C	–	h	min	mm	–		
Test method	ISO 1133-1	ISO 1183-2	ISO 527-3	ISO 527-3	ISO 527-3	ISO 527-3	ISO 6383-2	ISO 7765-1 method A	ISO 178	ISO 180/A	ASTM D 3420	ISO 306/A 120	ISO 868	ASTM D 1693	EN 728	–	–		
INJECTION MOULDING GRADES	TIPELIN 3100J	2.0 ¹	952	23 ⁹	12 ⁹	25 ⁹	880 ⁹	–	–	1000 ⁹	10 ⁹	–	127 ⁹	62 ⁹	20 ⁷	65	–	Injection moulding and compression moulding, caps and closures for carbonated soft drinks, engineering and technical parts	
	TIPELIN 3110J	2.0 ¹	952	23 ⁹	12 ⁹	25 ⁹	880 ⁹	–	–	1000 ⁹	10 ⁹	–	127 ⁹	62 ⁹	20 ⁷	65	–	Injection moulding and compression moulding, caps and closures for carbonated soft drinks, engineering and technical parts, slip additivated	
	TIPELIN 1100J	8.0 ¹	961	28 ⁹	10 ⁹	10 ⁹	750 ⁹	–	–	1400 ⁹	4.0 ⁹	–	128 ⁹	63 ⁹	3 ⁷	30	–	Recommended for making daily necessities, kitchen housewares, boxes, crates, trays, toys, caps, cartridges	
	TIPELIN 1108J	8.0 ¹	961	29 ⁹	11 ⁹	9 ⁹	600 ⁹	–	–	1300 ⁹	4.5 ⁹	–	127 ⁹	62 ⁹	3 ⁷	120	–	Recommended for making daily necessities, kitchen housewares, boxes, crates, trays, toys, caps, cartridges, contains UV stabilizer package	
BLOWN FILM GRADES	UNIMODAL	TIPELIN 5700S	0.50 ¹ 1.7 ² 25 ³	947	21/20 ⁶	15 ⁶	46/49 ⁶	750/800 ⁶	17/140 ⁶	47 ⁶	1080 ⁴	10 ⁴	32 ⁶	126 ⁴	62 ⁴	200 ⁴	100	Primer film: 0.06–0.12 Fibre: 0.018–0.025	Split yarn fibres for agricultural applications, films, bags
		TIPELIN FS 340-03	0.17 ¹ 0.78 ² 14 ³	935	25/18 ⁵	–	51/40 ⁵	700/800 ⁵	53/360 ⁵	95 ⁵	750 ⁴	–	37 ⁵	118 ⁴	60 ⁴	–	30	0.015–0.06	Heavy duty bags, industrial films, multilayer films, blend component for LDPE
		TIPELIN FA 381-10	0.28 ¹ 1.2 ² 21 ³	938	22/18 ⁵	–	49/42 ⁵	750/870 ⁵	50/360 ⁵	85 ⁵	900 ⁴	–	34 ⁵	120 ⁴	60 ⁴	–	35	0.015–0.06	Bags, shopping bags, multilayer films, blend component for LDPE
		TIPELIN FS 383-03	0.18 ¹ 0.80 ² 15 ³	938	23/18 ⁵	–	51/41 ⁵	730/820 ⁵	47/280 ⁵	90 ⁵	850 ⁴	–	37 ⁵	120 ⁴	60 ⁴	–	30	0.015–0.06	Bags, shopping bags, multilayer films, blend component for LDPE
	TIPELIN FS 471-02	0.18 ¹ 0.80 ² 15 ³	946	26/20 ⁵	–	53/44 ⁵	710/860 ⁵	25/320 ⁵	80 ⁵	1100 ⁴	–	34 ⁵	127 ⁴	63 ⁴	–	30	0.008–0.06	Extra thin packaging films, bags, shopping bags, garbage bags	
	TIPELIN FB 472-02	0.69 ¹ 2.7 ² 40 ³	947	23/19 ⁵	–	46/37 ⁵	810/930 ⁵	23/260 ⁵	47 ⁵	1200 ⁴	–	26 ⁶	125 ⁴	63 ⁴	–	40	0.015–0.06	Bags, shopping bags, garbage bags, blend component for LDPE primarily for shrink film	
	TIPELIN BB 620-17	0.65 ¹ 2.9 ² 50 ³	962	27/24 ⁵	–	35/28 ⁵	715/400 ⁵	12/84 ⁵	20 ⁵	1700 ⁴	–	8 ⁵	131 ⁴	68 ⁴	–	6	–	Multilayer shrink films and packaging films, blend component for LDPE in core layer.	
	BIMODAL	TIPELIN 7000F	0.08 ¹ 0.30 ² 9.0 ³	955	30/24 ⁶	–	71/43 ⁶	500/600 ⁶	16/155 ⁶	200 ⁶	1400 ⁴	19 ⁴	110 ⁶	126 ⁴	64 ⁴	–	60	0.006–0.06	Ultra-thin film, merchandise bags, disposal waste bags
TIPELIN 7500F		0.095 ¹ 0.30 ² 10 ³	952	26/24 ⁶	–	71/48 ⁶	580/600 ⁶	16/135 ⁶	180 ⁶	1400 ⁴	17 ⁴	70 ⁶	126 ⁴	64 ⁴	–	55	0.006–0.06	Ultra-thin film, merchandise bags, disposal waste bags	

NOTES

¹ MFR at 190 °C and 2.16 kg

² MFR at 190 °C and 5 kg

³ MFR at 190 °C and 21.6 kg

⁴ Values have been measured on standard pressed specimens (ISO 293) conditioned at room temperature (ISO 291)

⁵ The thickness of the film: 0.025 mm for the mechanical measurement (MD/TD: MD = machine direction, TD = trans direction)

⁶ The thickness of the film: 0.015 mm for the mechanical measurement (MD/TD: MD = machine direction, TD = trans direction)

⁷ Values have been measured in 100% Igepal CO-630 on standard pressed specimens (ISO 293) conditioned at room temperature (ISO 291)

⁸ Values have been measured in 10% Igepal CO-630 on standard pressed specimens (ISO 293) conditioned at room temperature (ISO 291)

⁹ Values have been measured on standard injection moulded specimens (ISO 294-1) conditioned at room temperature (ISO 291)

For the actual values and
product portfolio please check
www.molgroupchemicals.com

PROCESSING CONDITIONS OF TIPELIN MDPE AND HDPE GRADES

FILM MANUFACTURING

Considering their characteristics, TIPELIN film grades are medium and high density polyethylenes with a typically wide molecular weight distribution. To manufacture these grades an HDPE processing unit with a 0.7–1.2 mm die gap and melt temperatures of 200–220 °C are recommended. To reach optimum mechanical properties a high blow up ratio (*minimum 4:1*) should be applied.

Generally the frost line height is 5–8 times of the die diameter. TIPELIN FS 340-03, FS 383-03, FA 381-10 and FB 472-02 may be processed on machines designed for LDPE as LDPE, LLDPE or other blends containing HDPE. Depending on the extruder design and processing conditions, the film thickness range can be 0.007–0.200 mm.

PIPES AND SHEET EXTRUSION

Pipes and sheets can be manufactured from a TIPELIN grades in a profile extrusion process. For the extrusion of TIPELIN profiles, a screw of at least 20 D, shorter compression zone (*1-3 D*) and a 2–2.5 compression ratio should be applied. The constant pitch of the screw should be equal with or less than the diameter. Recommended processing temperatures are 170–220 °C for extrusion.

BLOW MOULDING

TIPELIN blow moulding grades are high density polyethylenes with typically low MFR and a wide molecular weight distribution. TIPELIN blow moulding grades process well on extruders whose screw is not less than 20 D, constant pitch is equivalent with or less than diameter, compression zone is shorter (*1-2 D*) and where compression ratio is 2.5–3. Recommended melt temperatures are 180–220 °C.

PHYSICAL PROPERTIES*

Quantity	Method	Value	Unit
Thermal expansion (20 °C)	ASTM D696	12.6×10^{-5}	°C ⁻¹
Thermal conductivity (20 °C)	ISO 8302	0.48	W/(m·K)
Thermal conductivity (150 °C)	ISO 8302	0.2	W/(m·K)
Electric resistivity	DIN IEC 93	10^{13} – 10^{16}	Ohm·m
Dielectric constant (1 MHz)	ASTM D150	2.4	–
Specific heat	ASTM C351	1800–2700	J/kg·K
Melting temperature	Internal method (DSC)	125–135	°C
Glass transitional temperature	ASTM E1356	–80	°C
Breakdown potential	IEC 243-1	17.7–19.7	kV/mm
Dielectric loss factor	ASTM D150	0.0005–0.0008	
Friction coefficient	ASTM D1894	0.25–0.3	
Refraction index	ISO 489	1.52–1.53	
Shrinkage	ISO 294-4	2.4–4.0	%
Water absorption	ASTM D570	0.01–0.015	%
Fatigue	ASTM D671	18–20	MPa

* These physical values are based on literature data. The values can change with different types, these values are not specified and not guaranteed

STORAGE & HANDLING

Pellets are packed in 25 kg PE-LD bags and transported on stretch-wrapped pallets at load of polymer 1375 kg. We use adhesive between the bags in order to avoid their slipping. Pay attention to this fact during the removing of the bags from the pallets. The preferred method is to lift the bag at first without rotation. Heat treated pallets are available as well. Transportation in a road silo or rail silo is also available.

For more detailed information please contact SLOVNAFT and MOL Petrochemicals sales representative. Since polyethylene is a combustible substance, the fire safety rules applicable for combustible materials in warehouses and store rooms should be observed. If polymer is stored in conditions of high humidity and fluctuating temperatures, then atmospheric moisture can condense inside the packing. If it happened, it is recommended the pellets to be dried before use. During the storage polyethylene should not be exposed to UV radiation and temperatures above 40 °C. Producer does not take responsibility for any damages caused by adverse storage.

REACH STATEMENT

Polymers are exempt of REACH registration. However their raw materials which mean monomers, catalysts and relevant additives have been registered. MOL Petrochemicals Co. Ltd. is committed to fully respect this legislation and will only use REACH compliant raw materials. At this point in time HDPE TIPELIN does not contain any substances specifically identified as SVHC at greater level than 0.1%.

APPLICATION FOR FOODS

Most TIPELIN grades satisfy the regulations applied by the European countries (EEC). Because several European countries apply restrictive regulations for the allowed migration values of additives in packaging material in contact with food, it is recommended that customers contact MOL Petrochemicals for some special information or product licenses for food industry.



SAFETY

Under normal circumstances, polyethylene is not regarded as hazardous material when in contact with the skin or when inhaled. However, any contact with the molten polymer or the inhalation of the released gases should be avoided in processing.

It is recommended to install exhaust units over processing machines and to secure good ventilation of the place. For further information see Material Safety Data Sheet.



RECYCLING

Polyethylene resins are suitable for recycling using modern recycling methods. In-house production waste should be kept clean to facilitate direct recycling.



DISCLAIMER

©2018 MOL Group. To the extent the user is entitled to disclose and distribute this document, the user may forward, distribute, and/or photocopy this copyrighted document only if unaltered and complete, including all of its headers, footers, disclaimers, and other information. You may not copy this document to a web site. MOL Group does not guarantee the typical (or other) values. Analysis may be performed on representative samples and not the actual product shipped. The information in this document relates only to the named product or materials when not in combination with any other product or materials. We based the information on data believed to be reliable on the date compiled, but we do not represent, warrant, or otherwise guarantee, expressly or impliedly, the merchantability, fitness for a particular purpose, suitability, accuracy, reliability, or completeness of this information or the products, materials, or processes described. The user is solely responsible for all determinations regarding any use of material or product and any process in its territories of interest. We expressly disclaim liability for any loss, damage, or injury directly or indirectly suffered or incurred as a result of or related to anyone using or relying on any of the information in this document. There is no endorsement of any product or process, and we expressly disclaim any contrary implication. The terms, "we", "our", "MOL", or "MOL Group" are used for convenience, and may include any one or more of MOL Group, or any affiliates they directly or indirectly control. MOL Group, the MOL Group logo, and all other product names used herein are trademarks of MOL Plc. or SLOVNAFT, a.s. unless indicated otherwise.

CONTACT

GERMANY

Im Trutz Frankfurt 49
D-60322 Frankfurt am Main, Germany
Telephone: +49 69 154 04 0
Fax: +49 69 154 04 41
E-mail: polymersales@molgermany.de

POLAND

Ul. Postępu 17D
02-676 Warszawa, Poland
Telephone: +48 22 545 70 70
Fax: +48 22 545 70 60
E-mail: petchem@slovnaft.pl

SLOVAKIA AND CZECH REPUBLIC

Vlčie hrdlo 1
824 12 Bratislava
Slovak Republic
Telephone: +421 2 5859 7515
+421 2 5859 7622
+421 2 5859 7741
+421 2 5859 7231
E-mail: polymersales@slovnaft.sk

ROMANIA

Str. Danielopolu 4-6
ET1 Sector 1 Cod 014 134
Bucuresti, Romania
Telephone:
+40 21 204 85 00
+40 21 204 85 02
Fax: +40 21 232 10 59
E-mail: petchem@molromania.ro

ITALY

Via Montefeltro, 4
20156 Milano, Italy
Telephone: +39 02 58 30 5523
Fax: +39 02 58 30 3492
E-mail: tvk.info@molgroupitaly.it

AUSTRIA

Walcherstrasse 11A, 7.Stock
A-1020 Wien, Austria
Telephone: +43 1 211 20 1120
Fax: +43 1 211 20 1198
E-mail: JHauk@molaustria.at

HUNGARY

H-3581 Tiszaújváros,
P.O. Box: 20, Hungary
Telephone: +36 49 531 928
Fax: +36 1 8877 647
E-mail: polymersales@mol.hu

UKRAINE

04073 Kiev
Stepana Bandery ave. 23, 7th floor of 305, Ukraine
Telephone: +380 44 374 00 80
+380 67 463 58 69
Fax: +380 44 374 00 90
E-mail: JZavojko@mol-ukraine.com.ua

FRANCE

Paris, France
Mobile Phone: + 33 7 89 86 10 64
Telephone: + 33 1 64 32 44 17
E-mail: iren.husson@molgroupitaly.it

CROATIA, SLOVENIA, SERBIA, MONTENEGRO, BOSNIA AND HERZEGOVINA, FYR MACEDONIA, ALBANIA, KOSOVO

Zadarska 80
HR-10000 Zagreb, Croatia
Telephone: +385 1 6160 600
Fax: +385 1 6160 601
E-mail: polymersales@tifon.hr

OTHER EUROPEAN COUNTRIES

Telephone: +36 20 506 6572 | +36 70 373 9209
Fax: +36 1 8877 647
E-mail: polymersales@mol.hu